

NEWS RELEASE



MEDIA INQUIRIES:

Lorne Bozinoff, President
lbozinoff@forumresearch.com
416.960.9603

FOR IMMEDIATE RELEASE

In Toronto Ward races, most incumbents rule

Tory has lead for mayor in most wards

TORONTO October 23rd, 2014 - In a series of samplings of public opinion across most of Toronto's wards taken by the Forum Poll™ in the days leading up to the municipal election among voters in each ward, it appears incumbents have the upper hand where they are running. Findings are reported below on a ward-by-ward basis. Note that some sample sizes for wards are small, and analysis of sub-groups calls for caution.

Ward 1, Etobicoke North - Ford, Crisanti lead

Among the 139 voters polled in Ward 1, incumbent Vincent Crisanti has the lead for councillor (51%) and no other candidate of the 12 listed gets even double digits. One fifth are undecided (19%). Doug Ford has a clear advantage in this ward (65%), compared to John Tory (22%) and, especially, Olivia Chow (6%).

Ward 2, Etobicoke North - Ford and Ford Forever

Mayor Rob Ford has the lead for councillor among the 216 voters polled in this ward (45%), and is only challenged, in equal measure, by Andray Domise (15%) and Munira Abukar (14%). Luke LaRocque takes one tenth (9%). Doug Ford has the lead for mayor (42%), with twice the share of John Tory (22%) and Olivia Chow (19%).

Ward 3, Etobicoke Centre - Tory leads for mayor

Among the 268 voters polled in this ward, which has no incumbent, Stephen Holyday has a slight lead of just less than a quarter (23%) to about a fifth for Annette Hutcheon (18%). Dean French and Greg Comeau get about one tenth share each (12% and 10%, respectively). For mayor, John Tory leads with half the vote (47%) to about a third for Doug Ford (33%) and about one tenth for Chow (12%).

Ward 4, Etobicoke Centre - Ford and Tory tied, Christenson leads

Among the 174 voters surveyed in this open ward, Neils Christenson wins the largest share (26%), followed in relatively equal measure by John Campbell (17%), Angelo Carnevale and Chris Stockwell (15% each). As many as a quarter are undecided (23%). In the mayoral race, Ford and Tory are exactly tied at just less than half (44% each), while few will vote Chow (8%).

TORONTO


October 23rd, 2014

HIGHLIGHTS:

- In the days leading up to the municipal election among voters in each ward, it appears incumbents have the upper hand where they are running.
- In Ward 1, incumbent Vincent Crisanti has the lead for councillor (51%) and no other candidate of the 12 listed gets even double digits.
- In Ward 2, Mayor Rob Ford has the lead for councillor among the 216 voters polled in this ward (45%).
- In Ward 3, Stephen Holyday has a slight lead of just less than a quarter (23%) to about a fifth for Annette Hutcheon (18%).
- In Ward 4, Neils Christenson wins the largest share (26%), followed in relatively equal measure by John Campbell (17%), Angelo Carnevale and Chris Stockwell (15% each).

180 Bloor Street W., #1400
Toronto, ON M5S 2V6
T 416.960.9600
F 416.960.9602

NEWS RELEASE



Ward 5, Etobicoke Lakeshore - Tory, Di Ciano lead

More than half the 164 voters polled in this open ward will vote for Justin Di Ciano (54%), and no one else claims double digits, although Kinga Surma takes a tenth share (9%). John Tory is strongly preferred for mayor (62%) to Doug Ford (14%) or Olivia Chow (13%). Just one tenth are undecided (10%).

Ward 6, Etobicoke Lakeshore - Grimes, Russ Ford tied, Tory leads for mayor

Russ Ford (35%) and incumbent Mark Grimes (30%) are essentially tied in this ward among the 147 polled. No one else posts as much as a twentieth share. John Tory is preferred for mayor (44%) to Doug Ford (30%) and Olivia Chow (21%).

Ward 7, York West - Ford for mayor, Mammolitti with slight lead

Incumbent Girogio Mammolitti is slightly in the lead in this ward (33%) compared to his only real challenger, Nick Di Nizio (25%). Fully one quarter are still undecided (25%). Doug Ford has a strong lead for mayor in this ward (66%) compared to Tory (15%) or Chow (10%). Very few are undecided (4%).

Ward 8, York West - Ford for mayor, Perruzza leads

The plurality of the 146 voters polled in this ward will vote the incumbent, Anthony Perruzza (43%), compared to his only real challenger, Arthur Smitherman (12%). More than a third remain undecided (36%). Doug Ford is strongly preferred for mayor in this ward (54%), followed by Chow (24%) and Tory (10%).

Ward 9, York Centre - Augimeri, Cusimano struggle, Ford leads

Incumbent Maria Augimeri has a small lead over Gus Cusimano (32% to 24%) among the 199 voters polled here. Anthony Fernando is also considered (16%). One fifth are undecided (20%). Half the voters in this ward will vote Ford for mayor (51%) while relatively few will vote Tory (19%) or Chow (17%). Relatively few are undecided (9%).

Ward 10, York Centre - Pasternak leads, Tory, Ford tied

Incumbent James Pasternak is the favourite among the 396 voters polled in this ward (38%), followed by Igor Toutchinski (14%). One third are undecided (34%). For mayor, Tory and Ford are exactly tied at more than a third (37% each) while Olivia Chow has about half this share (15%).

Ward 11, York South-Weston - Nunziata rules, Ford for mayor

Incumbent Frances Nunziata has more than half the vote among the 342 voters polled in this ward (53%), and one third are undecided (35%). Doug Ford takes half the vote in this ward (53%) to a quarter for John Tory (23%) and less for Olivia Chow (14%).

MEDIA INQUIRIES:

Lorne Bozinoff, President
lbozinoff@forumresearch.com
416.960.9603

TORONTO October 23rd, 2014

HIGHLIGHTS:

- In Ward 5, more than half (54%) will vote for Justin Di Ciano.
- In Ward 6, Russ Ford (35%) and incumbent Mark Grimes (30%) are essentially tied.
- In Ward 7, incumbent Girogio Mammolitti is slightly in the lead in this ward (33%).
- In Ward 8, the plurality of the 146 voters polled in this ward will vote the incumbent, Anthony Perruzza (43%).
- In Ward 9, Incumbent Maria Augimeri has a small lead over Gus Cusimano (32% to 24%) among the 199 voters polled here.
- In Ward 10, incumbent James Pasternak is the favourite among the 396 voters polled in this ward (38%).
- In Ward 11, incumbent Frances Nunziata has more than half the vote among the 342 voters polled in this ward (53%).

180 Bloor Street W., #1400
Toronto, ON M5S 2V6
T 416.960.9600
F 416.960.9602

NEWS RELEASE



MEDIA INQUIRIES:

Lorne Bozinoff, President
lbozinoff@forumresearch.com
416.960.9603

TORONTO October 23rd, 2014

HIGHLIGHTS:

- In Ward 12, there is a very even split in preference for all four candidates (Frank Di Giorgio - 16%, Nick Dominelli - 17%, Lekan Olawoye - 15%, John Nunziata - 19%).
- In Ward 13, incumbent Sarah Doucette has more than half the vote (54%).
- In Ward 14, incumbent Gord Perks has the plurality of the votes among the 326 voters polled in this ward (45%).
- In Ward 15, Incumbent (and scion) Josh Colle has close to half the vote in this ward (46%).
- In Ward 16, among the 227 voters polled in this ward, only two candidates break one tenth of the vote (Dyanoosh Youseffi - 17%, Adam Tanel - 13%).
- In Ward 17, Among the 206 voters polled here, incumbent Cesar Palacio has a very small plurality of the vote (29%).

180 Bloor Street W., #1400
Toronto, ON M5S 2V6
T 416.960.9600
F 416.960.9602

Ward 12, York South-Weston - Council race tied up, Ford for mayor

Among the 284 Toronto voters polled in this ward, there is a very even split in preference for all four candidates (Frank Di Giorgio - 16%, Nick Dominelli - 17%, Lekan Olawoye - 15%, John Nunziata - 19%). One third are undecided (33%). Ford leads the mayoral race with half the vote (53%) to a quarter for John Tory (23%) and less for Chow (17%).

Ward 13, Parkdale-High Park - Doucette leads, Tory for mayor

Among the 262 voters polled in this ward, incumbent Sarah Doucette has more than half the vote (54%) and one fifth are undecided (20%). For mayor, John Tory leads with 4-in-10 votes (42%) followed by Chow with a third (34%) and Ford with half this proportion (14%).

Ward 14, Parkdale-High Park - Perks leads, mayoral race tied up

Incumbent Gord Perks has the plurality of the votes among the 326 voters polled in this ward (45%) and is only challenged by Charmain Emerson (19%). Three-in-ten are undecided (28%). In the mayor's race, all three candidates are tied (Ford - 28%, Tory - 29%, Chow - 27%). More than a tenth are undecided (13%).

Ward 15, Eglinton-Lawrence - Colle leads strongly, Ford for mayor

Incumbent (and scion) Josh Colle has close to half the vote in this ward (46%) and is challenged only by Chani Arya-Bain (11%) among the 329 voters polled here. In the mayor's race, Doug Ford is favoured (37%) over John Tory (29%) or, especially, Olivia Chow (16%).

Ward 16, Eglinton-Lawrence - Mixed bet for council, Tory with strong lead

Among the 227 voters polled in this open ward (once Karen Stintz's), only two candidates of many break one tenth of the vote (Dyanoosh Youseffi - 17%, Adam Tanel - 13%). One fifth are undecided (19%). In the mayoral stakes, John Tory is very heavily favoured (74%), compared to Olivia Chow (13%) or, especially, Doug Ford (8%).

Ward 17, Davenport - Palacio hangs on, Tory, Chow tied for mayor

Among the 206 voters polled here, incumbent Cesar Palacio has a very small plurality of the vote (29%), but the remainder of the vote is relatively evenly split among his three opponents (Alejandra Bravo - 15%, Saeed Selvam - 12%, George Stevens - 22%). In this ward, Olivia Chow and Doug Ford are tied for the lead in the mayoral sweepstakes (31% to 35%), while Tory trails (23%).

NEWS RELEASE



MEDIA INQUIRIES:

Lorne Bozinoff, President
lbozinoff@forumresearch.com
416.960.9603

Ward 18, Davenport - Chow for mayor, upset for council?

Among the 110 voters polled here (caution, small base size), the largest plurality prefer Alex Mazer (42%) to incumbent Ana Bailao (33%). Olivia Chow is slightly preferred for mayor (37%) over Doug Ford (28%) and John Tory (24%).

Ward 19, Trinity-Spadina - Layton rules, Chow for mayor

Incumbent (and scion) Mike Layton has the dominant two thirds share among the 284 voters polled in this ward (67%) and about one quarter are undecided (22%). In the mayor's race, one half favour Olivia Chow (one of the only wards in which she leads - 50%), while one quarter favour Tory (24%) and one fifth Ford (19%).

Ward 20, Trinity-Spadina - Cressy rules crowded field, Chow for mayor

Among the 181 voters polled here, Joe Cressy has 4-in-10 votes (42%) and his only challengers out of a very long list are Sarah Thomson (12%) and Terri Chu (11%). Few are undecided (6%). One half also prefer Olivia Chow in this ward (48%) to one third for John Tory (33%) and half this proportion for Doug Ford (15%).

Ward 21, St Paul's - Mihevc leads, Tory, Chow tied for mayor

Among the 472 voters polled here, incumbent Joe Mihevc has more than half the vote (59%) and 3-in-10 remain undecided (29%). John Tory and Olivia Chow are tied at a third in this ward (36% and 35%, respectively), while Doug Ford trails (18%).

Ward 22, St Paul's - Matlow and Tory rule

Among the 618 voters polled in this ward, incumbent Josh Matlow has a strong lead (59%) while one third are undecided (33%). For mayor, John Tory has the biggest lead (62%), compared to Chow (16%) and Ford (9%).

Ward 23, Willowdale – Filion and Tory lead

Incumbent John Filion has the lead among the 488 voters polled here (40%) and is challenged only by David Mousavi (19%). Three-in-ten are undecided (29%). In the mayoral race, Tory leads (42%), compared to Ford (27%) and Chow (18%).

Ward 24, Willowdale - Shiner with small lead, Tory, Ford tied

Among the 432 voters polled here, David Shiner has a small plurality (30%), and is challenged by Dan Fox (19%). Fully 4-in-10 are undecided (41%). In the mayoral sweepstakes, John Tory (37%) and Doug Ford (32%) are essentially tied, with Olivia Chow trailing (19%).

TORONTO

October 23rd, 2014

HIGHLIGHTS:

- In Ward 18, the largest plurality prefer Alex Mazer (42%) to incumbent Ana Bailao (33%).
- In Ward 19, Incumbent (and scion) Mike Layton has the dominant two thirds share among the 284 voters polled in this ward (67%).
- In Ward 20, among the 181 voters polled here, Joe Cressy has 4-in-10 votes (42%).
- In Ward 21, Among the 472 voters polled here, incumbent Joe Mihevc has more than half the vote (59%).
- In Ward 22, incumbent Josh Matlow has a strong lead (59%).
- In Ward 23, incumbent John Filion has the lead among the 488 voters polled here.
- In Ward 24, David Shiner has a small plurality (30%).

180 Bloor Street W., #1400
Toronto, ON M5S 2V6
T 416.960.9600
F 416.960.9602

NEWS RELEASE



MEDIA INQUIRIES:

Lorne Bozinoff, President
lbozinoff@forumresearch.com
416.960.9603

Ward 26, Don Valley West - Burnside upsets Parker, Tory for mayor

Challenger John Burnside has a lead in this ward (32%), compared to incumbent John Parker (14%), David Sparrow (14%) or Ishrath Velshi (12%). For mayor, John Tory leads (40%), compared to Chow (22%) and Ford (24%).

Ward 30, Toronto-Danforth - Fletcher leads, Chow and Tory tied

The 324 voters in this ward have incumbent Paula Fletcher in first place (39%), but she is strongly challenged by Liz West (24%), though not so much by Jane Farrow (15%). For mayor, Chow (39%) and Tory (36%) are tied, while Ford trails 15%.

Ward 39, Scarborough-Agincourt - Karygiannis for council, Tory, Ford tied

In this open ward, former Liberal MP Jim Karygiannis leads with a third of the vote (36%) and is challenged only by Franco Ng (16%). Tory and Ford are essentially tied for mayor (32% and 29%, respectively) while Chow trails (16%).

"These are small sample sizes in these polls, but they can teach us a lot; one, that incumbency is critical, and that in open races, name recognition is just as critical. Those few councillors facing upsets are those who have not tended their brands well. Another insight is that the ward generally votes for the mayoral candidate with whom their incumbent identifies," said Forum Research President, Dr. Lorne Bozinoff.

Lorne Bozinoff, Ph.D. is the president and founder of Forum Research. He can be reached at lbozinoff@forumresearch.com or at (416) 960-9603.

TORONTO


October 23rd, 2014

HIGHLIGHTS:

- In Ward 26, challenger John Burnside has a lead in this ward (32%).
- In Ward 30, the 324 voters in this ward have incumbent Paula Fletcher in first place (39%), but she is strongly challenged by Liz West (24%).
- In Ward 39, former Liberal MP Jim Karygiannis leads with a third of the vote (36%).
- "These are small sample sizes in these polls, but they can teach us a lot; one, that incumbency is critical, and that in open races, name recognition is just as critical. Those few councillors facing upsets are those who have not tended their brands well. Another insight is that the ward generally votes for the mayoral candidate with whom their incumbent identifies," said Forum Research President, Dr. Lorne Bozinoff..

180 Bloor Street W., #1400
Toronto, ON M5S 2V6
T 416.960.9600
F 416.960.9602

NEWS RELEASE



MEDIA INQUIRIES:

Lorne Bozinoff, President
lbozinoff@forumresearch.com
416.960.9603

Methodology

These polls were conducted between October 18 and October 23 among samples of between 110 and 618 randomly elected voters in each ward. Polls were conducted by Interactive Voice Response (IVR) and have margins of error of between plus or minus 10% and 5%, 19 out of 20 times.


Ward 1:	139 respondents, +/- 8%
Ward 2:	216 respondents, +/- 7%
Ward 3:	268 respondents, +/- 6%
Ward 4:	174 respondents, +/- 7%
Ward 5:	164 respondents, +/- 8%
Ward 6:	147 respondents, +/- 8%
Ward 7:	183 respondents, +/- 7%
Ward 8:	146 respondents, +/- 8%
Ward 9:	199 respondents, +/- 7%
Ward 10:	396 respondents, +/- 5%
Ward 11:	342 respondents, +/- 5%
Ward 12:	284 respondents, +/- 6%
Ward 13:	262 respondents, +/- 6%
Ward 14:	326 respondents, +/- 5%
Ward 15:	329 respondents, +/- 5%
Ward 16:	227 respondents, +/- 7%
Ward 17:	206 respondents, +/- 7%
Ward 18:	110 respondents, +/- 9%
Ward 19:	284 respondents, +/- 6%
Ward 20:	181 respondents, +/- 7%
Ward 21:	472 respondents, +/- 5%
Ward 22:	618 respondents, +/- 4%
Ward 23:	488 respondents, +/- 4%
Ward 24:	432 respondents, +/- 5%
Ward 26:	157 respondents, +/- 8%
Ward 30:	324 respondents, +/- 5%
Ward 39:	105 respondents, +/- 10%

TORONTO

October 23rd, 2014

180 Bloor Street W., #1400
Toronto, ON M5S 2V6
T 416.960.9600
F 416.960.9602

NEWS RELEASE



MEDIA INQUIRIES:

Lorne Bozinoff, President
lbozinoff@forumresearch.com
416.960.9603

TORONTO
October 23rd, 2014

Results based on the total samples listed above are considered accurate 19 times out of 20. Subsample results will be less accurate. Margins of error for subsample (such as age, gender) results are available at www.forumresearch.com/samplestim.asp

Where appropriate, the data has been statistically weighted by age, region, and other variables to ensure that the sample reflects the actual population according to the latest Census data.

This research is not necessarily predictive of future outcomes, but rather, captures opinion at one point in time. Forum Research conducted this poll as a public service and to demonstrate our survey research capabilities. Forum houses its poll results in the Data Library of the Department of Political Science at the University of Toronto.

With offices across Canada and around the world, 100% Canadian-owned Forum Research is one of the country's leading survey research firms. This Forum Poll™ and other polls may be found at Forum's poll archive at www.forumresearch.com/polls.asp

180 Bloor Street W., #1400
Toronto, ON M5S 2V6
T 416.960.9600
F 416.960.9602

NEWS RELEASE



FORUM RESEARCH INC.

MEDIA INQUIRIES:

Lorne Bozinoff, President
 lbozinoff@forumresearch.com
 416.960.9603

**TORONTO
 October 23rd, 2014**

Ward 1 Etobicoke North

Councillor Preference

'In the municipal election scheduled for October 27, who will you vote for as Toronto city councillor in Ward 1?'

[All Respondents]

Mayoral Preference

%	Total	Doug Ford	John Tory	Olivia Chow	Some other candidate	Don't know
Sample	139	79	37	12	4	7
Akhtar Ayub	2	3	1	0	7	0
Arsalan Baig	2	3	0	5	0	0
Idil Burale	4	0	8	35	0	0
Dino Caltsoudas	1	0	4	0	0	0
Jeff Corbett	5	6	7	0	0	0
Vincent Crisanti	51	61	39	32	0	36
Patricia Crooks	3	1	10	0	0	9
Charan Hundal	0	0	0	7	0	0
Khaliq Mahmood	2	0	0	0	43	0
Avtar Minhas	5	5	10	0	0	0
Christiopher Noo	2	1	7	0	0	0
Gurinder Patri	2	0	9	0	0	0
Undecided	19	20	4	21	50	54

Mayoral Preference

'Who will you vote for in the mayoral election on October 27?'

[All Respondents]

Age / Gender

%	Total	18-34	35-44	45-54	55-64	65+	Male	Female
Sample	139	11	15	29	40	44	61	78
Doug Ford	65	79	67	58	52	53	61	68
John Tory	22	21	5	32	25	31	26	18
Olivia Chow	6	0	5	7	13	10	9	3
Some other candidate	4	0	17	0	3	2	1	8
Undecided	3	0	5	3	8	4	4	3

180 Bloor Street W., #1400
 Toronto, ON M5S 2V6
 T 416.960.9600
 F 416.960.9602

NEWS RELEASE



FORUM RESEARCH INC.

MEDIA INQUIRIES:

Lorne Bozinoff, President
 lbozinoff@forumresearch.com
 416.960.9603

Ward 2 Etobicoke North

Councillor Preference

'In the municipal election scheduled for October 27, who will you vote for as Toronto city councillor in Ward 2?'

[All Respondents]

Mayoral Preference

TORONTO

October 23rd, 2014

%	Total	Doug Ford	John Tory	Olivia Chow	Some other candidate	Don't know
Sample	216	107	67	23	8	11
Munira Abukar	14	0	0	39	28	47
Benn Adeoba	0	1	0	0	0	0
Edmund Bueno-Bradley	0	0	1	0	0	0
David Caravaggio	2	1	4	0	12	0
Ranjeet Chahal	1	1	0	5	0	2
Doug Cronkite	1	1	1	0	0	0
Andray Domise	15	2	39	21	27	0
Rob Ford	43	91	5	2	29	9
Michelle Garcia	0	0	0	1	0	0
Theo Lagakos	1	0	4	0	0	0
Luke LaRocque	9	0	22	24	3	0
Ataul Malick	4	0	2	0	0	29
Gary Paterson	1	2	2	0	0	0
George Singh	1	1	2	0	0	0
Undecided	7	0	18	8	2	12

Mayoral Preference

'Who will you vote for in the mayoral election on October 27?'

[All Respondents]

Age / Gender

%	Total	18-34	35-44	45-54	55-64	65+	Male	Female
Sample	216	11	19	40	59	87	105	111
Doug Ford	42	24	40	60	63	40	48	36
John Tory	22	10	20	25	25	43	27	18
Olivia Chow	19	35	16	13	8	7	14	24
Some other candidate	7	5	21	2	0	3	3	10
Undecided	10	25	4	0	3	7	8	12

180 Bloor Street W., #1400
 Toronto, ON M5S 2V6
 T 416.960.9600
 F 416.960.9602

NEWS RELEASE



FORUM RESEARCH INC.

MEDIA INQUIRIES:

Lorne Bozinoff, President
 lbozinoff@forumresearch.com
 416.960.9603

**TORONTO
 October 23rd, 2014**

Ward 3 Etobicoke Centre

Councillor Preference

'In the municipal election scheduled for October 27, who will you vote for as Toronto city councillor in Ward 3?'

[All Respondents]

Mayoral Preference

%	Total	Doug Ford	John Tory	Olivia Chow	Some other candidate	Don't know
Sample	268	73	147	31	3	14
Robert Alvarez	5	13	1	1	0	0
Paola Bauer	0	0	0	2	0	0
George Bauk	3	2	3	1	0	0
Greg Comeau	10	5	11	25	0	0
Frank D'Urzo	1	3	0	0	0	0
Peter Fenech	6	10	4	9	0	1
Dean French	12	7	19	6	0	0
Stephen Holyday	23	24	28	16	64	3
Annette Hutcheon	18	22	17	21	0	1
John Moskalyk	3	2	4	0	36	2
Undecided	19	12	13	19	0	92

Mayoral Preference

'Who will you vote for in the mayoral election on October 27?'


[All Respondents]

Age / Gender

%	Total	18-34	35-44	45-54	55-64	65+	Male	Female
Sample	268	13	20	41	71	123	101	167
Doug Ford	33	45	25	35	37	17	40	28
John Tory	47	30	48	56	47	66	51	42
Olivia Chow	12	10	19	6	14	9	8	15
Some other candidate	1	0	0	2	0	1	0	1
Undecided	8	15	9	0	2	6	1	14

180 Bloor Street W., #1400
 Toronto, ON M5S 2V6
 T 416.960.9600
 F 416.960.9602

NEWS RELEASE



FORUM RESEARCH INC.

MEDIA INQUIRIES:

Lorne Bozinoff, President
 lbozinoff@forumresearch.com
 416.960.9603

**TORONTO
 October 23rd, 2014**

Ward 4 Etobicoke Centre

Councillor Preference

'In the municipal election scheduled for October 27, who will you vote for as Toronto city councillor in Ward 4?'

[All Respondents]

Mayoral Preference

%	Total	Doug Ford	John Tory	Olivia Chow	Some other candidate	Don't know
Sample	174	61	95	13	0	5
John Campbell	17	17	19	15	0	0
Angelo Carnevale	15	19	10	2	0	63
Niels Christensen	26	17	39	15	0	6
Tony Chun	0	0	0	0	0	0
Mario Magno	2	3	0	0	0	0
Rosemarie Mulhall	0	0	0	3	0	0
William Murdoch	1	1	0	0	0	0
Adam Slobodian	0	0	0	0	0	0
Chris Stockwell	15	17	13	19	0	0
Oscar Vidal-Calvet	1	1	1	0	0	0
Undecided	23	25	17	47	0	32

Mayoral Preference

'Who will you vote for in the mayoral election on October 27?'

[All Respondents]

Age / Gender

%	Total	18-34	35-44	45-54	55-64	65+	Male	Female
Sample	174	13	9	24	41	87	70	104
Doug Ford	44	70	24	44	39	29	55	34
John Tory	44	15	65	47	54	59	39	48
Olivia Chow	8	15	0	6	5	9	4	11
Some other candidate	0	0	0	0	0	0	0	0
Undecided	4	0	10	3	2	3	1	6

180 Bloor Street W., #1400
 Toronto, ON M5S 2V6
 T 416.960.9600
 F 416.960.9602

NEWS RELEASE



FORUM RESEARCH INC.

MEDIA INQUIRIES:

Lorne Bozinoff, President
 lbozinoff@forumresearch.com
 416.960.9603

Ward 5 Etobicoke-Lakeshore

Councillor Preference

'In the municipal election scheduled for October 27, who will you vote for as Toronto city councillor in Ward 5?'

[All Respondents]

Mayoral Preference

TORONTO

October 23rd, 2014

%	Total	Doug Ford	John Tory	Olivia Chow	Some other candidate	Don't know
Sample	164	30	94	24	3	13
Guy Bowie	3	5	2	0	53	6
Magda Chelminska	0	0	0	0	0	0
Tony D'Aversa	5	4	6	2	0	3
Raymond Desilets	5	5	6	8	0	0
Justin Di Ciano	54	53	58	75	47	4
George Lehto	5	5	7	2	0	0
Walter Melnyk	1	3	0	2	0	2
Nikola Samac	0	0	1	0	0	0
Kinga Surma	9	3	12	5	0	5
Undecided	17	23	8	6	0	81

Mayoral Preference

'Who will you vote for in the mayoral election on October 27?'

[All Respondents]

Age / Gender

%	Total	18-34	35-44	45-54	55-64	65+	Male	Female
Sample	164	6	6	33	44	75	71	93
Doug Ford	14	0	24	16	20	20	19	9
John Tory	62	62	63	75	53	52	74	51
Olivia Chow	13	26	0	3	12	20	4	21
Some other candidate	1	0	0	3	3	1	1	1
Undecided	10	13	13	3	11	7	2	17

180 Bloor Street W., #1400
 Toronto, ON M5S 2V6
 T 416.960.9600
 F 416.960.9602

NEWS RELEASE



FORUM RESEARCH INC.

MEDIA INQUIRIES:

Lorne Bozinoff, President
 lbozinoff@forumresearch.com
 416.960.9603

Ward 6 Etobicoke-Lakeshore

Councillor Preference

'In the municipal election scheduled for October 27, who will you vote for as Toronto city councillor in Ward 6?'

[All Respondents]

Mayoral Preference

TORONTO

October 23rd, 2014

%	Total	Doug Ford	John Tory	Olivia Chow	Some other candidate	Don't know
Sample	147	55	60	26	3	3
Russ Ford	35	22	49	31	0	0
Mark Grimes	30	36	34	10	32	56
Ruthmary James	0	1	0	0	0	0
Miroslaw Jankielewicz	4	14	0	1	0	0
Michael Laxer	2	0	2	1	52	0
John Letonja	0	0	0	0	0	0
Peggy Moulder	2	1	0	6	16	0
Sean O'Callaghan	4	6	3	3	0	0
Dave Searle	0	1	0	0	0	0
Everlett Sheppard	0	0	0	0	0	0
Robert Sysak	0	0	0	0	0	0
Tony Vella	5	2	9	1	0	34
Undecided	16	17	2	47	0	10

Mayoral Preference

'Who will you vote for in the mayoral election on October 27?'

[All Respondents]

Age / Gender

%	Total	18-34	35-44	45-54	55-64	65+	Male	Female
Sample	147	5	16	32	34	60	58	89
Doug Ford	30	20	33	30	39	42	19	41
John Tory	44	52	46	33	44	42	41	48
Olivia Chow	21	29	11	30	17	12	32	10
Some other candidate	2	0	5	4	0	2	5	0
Undecided	2	0	5	4	0	1	4	0

180 Bloor Street W., #1400
 Toronto, ON M5S 2V6
 T 416.960.9600
 F 416.960.9602

NEWS RELEASE



FORUM RESEARCH INC.

MEDIA INQUIRIES:

Lorne Bozinoff, President
 lbozinoff@forumresearch.com
 416.960.9603

Ward 7 York West

Councillor Preference

'In the municipal election scheduled for October 27, who will you vote for as Toronto city councillor in Ward 7?'

[All Respondents]

Mayoral Preference

TORONTO

October 23rd, 2014

%	Total	Doug Ford	John Tory	Olivia Chow	Some other candidate	Don't know
Sample	183	112	36	15	8	12
Aitchison Scott	0	1	0	0	0	0
Harp Brar	2	1	0	4	0	20
John Chambers	8	10	5	2	0	0
Nick Di Nizio	25	19	64	23	7	10
Keegan Henry-Mathieu	2	1	0	0	34	0
Chris Mac Donald	1	0	5	2	0	0
Giorgio Mammoliti	33	43	18	12	10	5
Larry Perlman	4	2	1	21	7	0
Undecided	25	23	6	35	42	64

Mayoral Preference

'Who will you vote for in the mayoral election on October 27?'

[All Respondents]

Age / Gender

%	Total	18-34	35-44	45-54	55-64	65+	Male	Female
Sample	183	14	21	29	46	73	76	107
Doug Ford	66	63	75	70	63	55	61	70
John Tory	15	12	11	13	15	27	11	18
Olivia Chow	10	12	11	6	11	6	13	6
Some other candidate	6	12	4	0	6	4	10	2
Undecided	4	0	0	12	5	8	5	4

180 Bloor Street W., #1400
 Toronto, ON M5S 2V6
 T 416.960.9600
 F 416.960.9602

NEWS RELEASE



FORUM RESEARCH INC.

MEDIA INQUIRIES:

Lorne Bozinoff, President
 lbozinoff@forumresearch.com
 416.960.9603

Ward 8 York West

Councillor Preference

'In the municipal election scheduled for October 27, who will you vote for as Toronto city councillor in Ward 8?'

[All Respondents]

Mayoral Preference

%	Total	Doug Ford	John Tory	Olivia Chow	Some other candidate	Don't know
Sample	146	82	20	28	1	15
Thomas Barclay	0	0	3	0	0	0
Princess Boucher	2	3	0	0	0	0
Suzanne Narain	2	0	0	9	0	0
Anthony Perruzza	43	39	65	44	100	41
Arthur Smitherman	12	21	0	1	0	0
Antonio Vescio	4	5	2	5	0	0
Undecided	36	31	29	40	0	59

TORONTO

October 23rd, 2014

Mayoral Preference

'Who will you vote for in the mayoral election on October 27?'

[All Respondents]

Age / Gender

%	Total	18-34	35-44	45-54	55-64	65+	Male	Female
Sample	146	15	18	25	41	47	73	73
Doug Ford	54	40	56	70	52	62	47	61
John Tory	10	12	6	3	15	19	8	12
Olivia Chow	24	32	33	12	24	8	31	17
Some other candidate	0	0	0	0	2	0	1	0
Undecided	12	16	6	15	7	11	13	10

180 Bloor Street W., #1400
 Toronto, ON M5S 2V6
 T 416.960.9600
 F 416.960.9602

NEWS RELEASE



FORUM RESEARCH INC.

MEDIA INQUIRIES:

Lorne Bozinoff, President
 lbozinoff@forumresearch.com
 416.960.9603

Ward 9 York Centre

Councillor Preference

'In the municipal election scheduled for October 27, who will you vote for as Toronto city councillor in Ward 9?'

[All Respondents]

Mayoral Preference

%	Total	Doug Ford	John Tory	Olivia Chow	Some other candidate	Don't know
Sample	199	97	51	31	7	13
Maria Augimeri	32	25	48	55	7	5
Wilson Basantes	0	0	0	0	0	0
Gus Cusimano	24	37	20	3	20	4
Anthony Fernando	16	19	18	12	0	5
Ances Hercules	2	3	0	0	15	0
Danny Quattrociocchi	6	1	1	21	40	0
Undecided	20	15	13	8	17	85

TORONTO

October 23rd, 2014

Mayoral Preference

'Who will you vote for in the mayoral election on October 27?'

[All Respondents]

Age / Gender

%	Total	18-34	35-44	45-54	55-64	65+	Male	Female
Sample	199	18	18	36	58	69	89	110
Doug Ford	51	53	50	59	39	50	50	53
John Tory	19	14	11	22	39	22	27	12
Olivia Chow	17	19	22	11	13	17	11	23
Some other candidate	3	0	5	3	3	4	5	1
Undecided	9	14	11	6	5	6	7	11

180 Bloor Street W., #1400
 Toronto, ON M5S 2V6
 T 416.960.9600
 F 416.960.9602

NEWS RELEASE



FORUM RESEARCH INC.

MEDIA INQUIRIES:

Lorne Bozinoff, President
 lbozinoff@forumresearch.com
 416.960.9603

Ward 10 York Centre

Councillor Preference

'In the municipal election scheduled for October 27, who will you vote for as Toronto city councillor in Ward 10?'

[All Respondents]

Mayoral Preference

%	Total	Doug Ford	John Tory	Olivia Chow	Some other candidate	Don't know
Sample	396	128	192	38	7	31
Randy Bucao	1	0	1	3	0	1
David Epstein	5	3	6	9	3	5
Liberato Masucci	4	2	0	13	27	0
Michael Mitchell	4	9	2	1	3	0
James Pasternak	38	33	59	19	0	11
Igor Tutchinski	14	16	12	18	30	2
Undecided	34	36	20	38	36	81

TORONTO

October 23rd, 2014

Mayoral Preference

'Who will you vote for in the mayoral election on October 27?'

[All Respondents]

Age / Gender

%	Total	18-34	35-44	45-54	55-64	65+	Male	Female
Sample	396	26	28	69	100	173	174	222
Doug Ford	37	55	25	32	38	27	34	40
John Tory	37	10	43	50	49	54	39	35
Olivia Chow	15	18	24	10	7	8	14	16
Some other candidate	3	8	0	1	0	2	5	1
Undecided	8	10	7	7	7	9	8	8

180 Bloor Street W., #1400
 Toronto, ON M5S 2V6
 T 416.960.9600
 F 416.960.9602

NEWS RELEASE



FORUM RESEARCH INC.

MEDIA INQUIRIES:

Lorne Bozinoff, President
 lbozinoff@forumresearch.com
 416.960.9603

TORONTO
October 23rd, 2014

Ward 11 York South-Weston

Councillor Preference

'In the municipal election scheduled for October 27, who will you vote for as Toronto city councillor in Ward 11?'

[All Respondents]

Mayoral Preference

%	Total	Doug Ford	John Tory	Olivia Chow	Some other candidate	Don't know
Sample	342	158	99	51	8	26
Dory Chalhoub	4	1	12	5	0	1
Jose Garcia	8	12	3	9	0	0
Frances Nunziata	53	56	65	32	37	37
Undecided	35	32	20	54	63	62

Mayoral Preference

'Who will you vote for in the mayoral election on October 27?'

[All Respondents]

Age / Gender

%	Total	18-34	35-44	45-54	55-64	65+	Male	Female
Sample	342	22	44	71	92	113	138	204
Doug Ford	53	74	41	49	40	48	49	57
John Tory	23	11	30	17	36	33	24	22
Olivia Chow	14	8	17	17	17	14	17	10
Some other candidate	2	0	3	6	1	2	2	2
Undecided	8	7	10	12	7	4	7	9

180 Bloor Street W., #1400
 Toronto, ON M5S 2V6
 T 416.960.9600
 F 416.960.9602

NEWS RELEASE



FORUM RESEARCH INC.

MEDIA INQUIRIES:

Lorne Bozinoff, President
 lbozinoff@forumresearch.com
 416.960.9603

**TORONTO
 October 23rd, 2014**

Ward 12 York South-Weston

Councillor Preference

'In the municipal election scheduled for October 27, who will you vote for as Toronto city councillor in Ward 12?'

[All Respondents]

Mayoral Preference

%	Total	Doug Ford	John Tory	Olivia Chow	Some other candidate	Don't know
Sample	284	153	69	38	4	20
Frank Di Giorgio	16	18	15	15	0	6
Nick Dominelli	17	13	30	17	0	3
Lekan Olawoye	15	11	10	38	0	3
John Nunziata	19	24	23	4	0	5
Undecided	33	33	22	26	100	83

Mayoral Preference

'Who will you vote for in the mayoral election on October 27?'

[All Respondents]

Age / Gender

%	Total	18-34	35-44	45-54	55-64	65+	Male	Female
Sample	284	27	23	67	85	82	105	179
Doug Ford	53	43	57	65	53	53	60	47
John Tory	23	34	5	25	24	26	22	24
Olivia Chow	17	20	29	5	15	9	12	21
Some other candidate	2	0	5	1	1	2	3	1
Undecided	5	4	4	3	6	11	2	8

180 Bloor Street W., #1400
 Toronto, ON M5S 2V6
 T 416.960.9600
 F 416.960.9602

NEWS RELEASE



FORUM RESEARCH INC.

MEDIA INQUIRIES:

Lorne Bozinoff, President
 lbozinoff@forumresearch.com
 416.960.9603

Ward 13 Parkdale-High Park

Councillor Preference

'In the municipal election scheduled for October 27, who will you vote for as Toronto city councillor in Ward 13?'

[All Respondents]

Mayoral Preference

TORONTO

October 23rd, 2014

%	Total	Doug Ford	John Tory	Olivia Chow	Some other candidate	Don't know
Sample	262	34	127	82	6	13
Matthew Bielaski	0	1	0	0	0	0
Thomas Dempsey	0	1	0	0	0	0
Sarah Doucette	54	33	58	69	15	30
Tara Kulish	1	2	2	0	0	0
Greg Lada	0	0	1	0	0	0
Eugene Melnyk	5	4	11	0	0	0
Nick Pavlov	4	4	8	0	0	7
Alex Perez	0	0	0	1	0	0
Rishi Sharma	8	0	1	22	0	0
Bohdan Spas	0	1	1	0	0	0
Istvan Tar	5	0	0	0	71	7
Evan Tumillo	2	7	1	0	0	0
Undecided	20	46	18	7	14	57

Mayoral Preference

'Who will you vote for in the mayoral election on October 27?'

[All Respondents]

Age / Gender

%	Total	18-34	35-44	45-54	55-64	65+	Male	Female
Sample	262	10	35	65	77	75	103	159
Doug Ford	14	18	8	16	11	15	15	14
John Tory	42	24	54	39	45	58	45	38
Olivia Chow	34	42	26	32	38	28	36	32
Some other candidate	7	16	6	1	3	0	2	11
Undecided	4	0	6	12	2	0	2	6

180 Bloor Street W., #1400
 Toronto, ON M5S 2V6
 T 416.960.9600
 F 416.960.9602

NEWS RELEASE



FORUM RESEARCH INC.

MEDIA INQUIRIES:

Lorne Bozinoff, President
 lbozinoff@forumresearch.com
 416.960.9603

Ward 14 Parkdale-High Park

Councillor Preference

'In the municipal election scheduled for October 27, who will you vote for as Toronto city councillor in Ward 14?'

[All Respondents]

Mayoral Preference

%	Total	Doug Ford	John Tory	Olivia Chow	Some other candidate	Don't know
Sample	326	76	112	106	12	20
Charmain Emerson	19	23	32	9	4	5
Tim Kirby	1	4	0	0	0	0
Gus Koutoumanos	3	5	2	1	9	1
Andreas Marouchos	1	1	1	2	0	0
Gord Perks	45	14	39	74	26	68
Jimmy Talpa	3	3	2	0	51	0
Undecided	28	51	25	13	10	25

TORONTO

October 23rd, 2014

Mayoral Preference

'Who will you vote for in the mayoral election on October 27?'

[All Respondents]

Age / Gender

%	Total	18-34	35-44	45-54	55-64	65+	Male	Female
Sample	326	19	43	88	88	88	134	192
Doug Ford	28	40	23	22	29	17	32	24
John Tory	29	11	40	29	37	38	26	31
Olivia Chow	27	14	30	36	28	35	17	36
Some other candidate	4	7	0	5	4	5	7	1
Undecided	13	27	7	8	2	6	17	9

180 Bloor Street W., #1400
 Toronto, ON M5S 2V6
 T 416.960.9600
 F 416.960.9602

NEWS RELEASE



FORUM RESEARCH INC.

MEDIA INQUIRIES:

Lorne Bozinoff, President
 lbozinoff@forumresearch.com
 416.960.9603

**TORONTO
 October 23rd, 2014**

Ward 15 Eglinton-Lawrence

Councillor Preference

'In the municipal election scheduled for October 27, who will you vote for as Toronto city councillor in Ward 15?'

[All Respondents]

Mayoral Preference

%	Total	Doug Ford	John Tory	Olivia Chow	Some other candidate	Don't know
Sample	329	116	106	55	13	39
Chani Aryeh-Bain	11	5	26	9	4	0
Ahmed Belkadi	6	6	2	14	22	0
Josh Colle	46	44	45	55	53	36
Eduardo Harari	2	4	0	1	0	0
James Van Zandwijk	1	2	0	0	0	0
Undecided	35	39	27	20	21	64

Mayoral Preference

'Who will you vote for in the mayoral election on October 27?'

[All Respondents]

Age / Gender

%	Total	18-34	35-44	45-54	55-64	65+	Male	Female
Sample	329	35	31	58	80	125	162	167
Doug Ford	37	37	45	33	39	30	41	34
John Tory	29	26	26	30	32	37	35	24
Olivia Chow	16	20	10	19	16	16	14	19
Some other candidate	4	6	0	5	4	4	2	5
Undecided	13	11	19	13	9	12	8	17

180 Bloor Street W., #1400
 Toronto, ON M5S 2V6
 T 416.960.9600
 F 416.960.9602

NEWS RELEASE



FORUM RESEARCH INC.

MEDIA INQUIRIES:

Lorne Bozinoff, President
 lbozinoff@forumresearch.com
 416.960.9603

Ward 16 Eglinton-Lawrence

Councillor Preference

'In the municipal election scheduled for October 27, who will you vote for as Toronto city councillor in Ward 16?'

[All Respondents]

Mayoral Preference

%	Total	Doug Ford	John Tory	Olivia Chow	Some other candidate	Don't know
Sample	227	17	163	34	5	8
Jean-Pierre Boutros	7	0	7	9	0	26
John Cannella	2	0	3	0	0	0
Christin Carmichael Greb	6	2	7	0	0	0
Michael Coll	4	2	4	4	11	0
Sean Conacher	7	12	8	1	0	0
Charm Darby	2	0	3	1	0	0
Thomas Gallezot	2	21	0	0	0	0
Gary Heaney	3	0	4	1	0	0
Steven Levitan	2	7	1	0	10	0
Elana Metter	5	4	6	0	0	0
Terry Mills	8	16	8	3	0	5
Paul Spence	1	14	0	0	0	0
Adam Tanel	13	2	13	25	0	0
Peter Vukosavljev	0	0	0	0	0	0
Bob Williams	3	5	2	14	0	0
Dyanoosh Youseffi	17	7	13	34	70	32
Undecided	19	6	21	8	10	37

TORONTO

October 23rd, 2014

Mayoral Preference

'Who will you vote for in the mayoral election on October 27?'


[All Respondents]

Age / Gender

%	Total	18-34	35-44	45-54	55-64	65+	Male	Female
Sample	227	19	23	38	59	88	95	132
Doug Ford	8	9	4	11	5	8	11	5
John Tory	74	74	74	78	76	67	72	76
Olivia Chow	13	14	9	11	15	17	10	16
Some other candidate	2	0	4	0	4	2	3	1
Undecided	4	4	9	0	0	6	5	3

180 Bloor Street W., #1400
 Toronto, ON M5S 2V6
 T 416.960.9600
 F 416.960.9602

NEWS RELEASE



FORUM RESEARCH INC.

MEDIA INQUIRIES:

Lorne Bozinoff, President
 lbozinoff@forumresearch.com
 416.960.9603

**TORONTO
 October 23rd, 2014**

Ward 17 Davenport

Councillor Preference

'In the municipal election scheduled for October 27, who will you vote for as Toronto city councillor in Ward 17?'

[All Respondents]

Mayoral Preference

%	Total	Doug Ford	John Tory	Olivia Chow	Some other candidate	Don't know
Sample	206	80	50	53	7	16
Alejandra Bravo	15	14	15	22	13	0
Cesar Palacio	29	47	29	18	0	7
Saeed Selvam	12	5	7	29	0	0
George Stevens	22	20	26	24	39	5
undecided	21	13	24	8	49	88

Mayoral Preference

'Who will you vote for in the mayoral election on October 27?'

[All Respondents]

Age / Gender

%	Total	18-34	35-44	45-54	55-64	65+	Male	Female
Sample	206	15	25	53	63	50	90	116
Doug Ford	35	32	28	41	42	37	41	30
John Tory	23	18	28	19	26	27	25	20
Olivia Chow	31	32	41	30	18	26	21	40
Some other candidate	3	0	4	8	0	5	4	2
Undecided	9	18	0	2	14	6	9	8

180 Bloor Street W., #1400
 Toronto, ON M5S 2V6
 T 416.960.9600
 F 416.960.9602

NEWS RELEASE



FORUM RESEARCH INC.

MEDIA INQUIRIES:

Lorne Bozinoff, President
 lbozinoff@forumresearch.com
 416.960.9603

Ward 18 Davenport

Councillor Preference

'In the municipal election scheduled for October 27, who will you vote for as Toronto city councillor in Ward 18?'

[All Respondents]

Mayoral Preference

%	Total	Doug Ford	John Tory	Olivia Chow	Some other candidate	Don't know
Sample	110	27	30	44	3	6
Paul Alves	7	23	0	0	0	0
Ana Bailao	33	38	42	26	55	0
Bobby Beckett	0	0	0	0	0	0
Joseph Ferrari	0	0	0	0	0	0
Jolene Hunt	0	0	0	0	0	0
Alex Mazer	42	17	46	62	32	26
Jim McMillan	2	0	8	2	0	0
Dennis Pavao	0	0	0	0	0	0
Derek Power	0	0	0	0	0	0
Robert Rodrigues	2	0	2	1	13	0
Elsa Romao	1	3	0	0	0	0
Mohammed Uddin	3	10	0	0	0	0
Undecided	10	8	2	9	0	74

Mayoral Preference

'Who will you vote for in the mayoral election on October 27?'

[All Respondents]

Age / Gender

%	Total	18-34	35-44	45-54	55-64	65+	Male	Female
Sample	110	5	26	28	29	22	54	56
Doug Ford	28	39	27	32	10	31	29	28
John Tory	24	20	17	24	45	22	23	24
Olivia Chow	37	20	40	43	41	32	34	38
Some other candidate	6	20	5	0	0	5	5	6
Undecided	6	0	10	0	4	10	8	4

TORONTO

October 23rd, 2014

180 Bloor Street W., #1400
 Toronto, ON M5S 2V6
 T 416.960.9600
 F 416.960.9602

NEWS RELEASE



FORUM RESEARCH INC.

MEDIA INQUIRIES:

Lorne Bozinoff, President
 lbozinoff@forumresearch.com
 416.960.9603

Ward 19 Trinity Spadina

Councillor Preference

'In the municipal election scheduled for October 27, who will you vote for as Toronto city councillor in Ward 19?'

[All Respondents]

Mayoral Preference

%	Total	Doug Ford	John Tory	Olivia Chow	Some other candidate	Don't know
Sample	284	53	76	135	8	12
Mike Layton	67	38	59	87	11	53
Scott Bowman	6	11	12	2	8	0
Albina Burello	2	2	3	0	8	0
George Sawison	2	10	2	0	0	0
Undecided	22	39	23	10	74	47

Mayoral Preference

'Who will you vote for in the mayoral election on October 27?'

[All Respondents]

Age / Gender


%	Total	18-34	35-44	45-54	55-64	65+	Male	Female
Sample	284	24	49	71	80	60	135	149
Doug Ford	19	24	4	19	20	29	18	19
John Tory	24	14	34	31	24	23	24	24
Olivia Chow	50	56	53	44	50	42	51	49
Some other candidate	4	7	2	1	3	3	4	3
Undecided	3	0	6	6	4	3	3	4

TORONTO

October 23rd, 2014

180 Bloor Street W., #1400
 Toronto, ON M5S 2V6
 T 416.960.9600
 F 416.960.9602

NEWS RELEASE



FORUM RESEARCH INC.

MEDIA INQUIRIES:

Lorne Bozinoff, President
 lbozinoff@forumresearch.com
 416.960.9603

**TORONTO
 October 23rd, 2014**

Ward 20 Trinity Spadina

Councillor Preference

'In the municipal election scheduled for October 27, who will you vote for as Toronto city councillor in Ward 20?'

[All Respondents]

Mayoral Preference

%	Total	Doug Ford	John Tory	Olivia Chow	Some other candidate	Don't know
Sample	181	16	71	86	4	4
Mike Andrae	0	0	0	0	0	0
Stephanie Carty-Kegel	1	4	2	0	0	0
Daryl Christoff	3	21	0	0	0	0
Terri Chu	11	0	17	7	63	0
Joe Cressy	42	0	36	59	37	56
Akeem Fasasi	0	0	0	0	0	0
Sam Goldstein	0	0	0	1	0	0
Leanne Hicks	0	0	0	0	0	0
Graham Hollings	5	0	0	10	0	0
Anshul Kapoor	2	0	1	3	0	15
Stella Kargiannakis	2	0	0	3	0	0
Albert Koehl	2	0	3	2	0	0
Tonny Louie	2	12	0	0	0	0
Charles MacDonald	6	0	18	0	0	0
Michael Monaghan	0	0	0	0	0	0
Philip Morrison	1	0	2	0	0	0
Sam Novak	1	0	0	2	0	0
Kat Shermack	0	0	0	0	0	0
Sarah Thomson	12	28	12	7	0	0
Susan Tsai	2	6	0	2	0	0
Nick Wright	0	0	0	0	0	0
Mike Yen	4	16	3	0	0	0
Undecided	6	13	6	3	0	29

Mayoral Preference

'Who will you vote for in the mayoral election on October 27?'

[All Respondents]

Age / Gender

%	Total	18-34	35-44	45-54	55-64	65+	Male	Female
Sample	181	16	25	29	46	65	77	104
Doug Ford	15	30	12	10	3	8	15	15
John Tory	33	6	48	45	41	45	33	33
Olivia Chow	48	65	36	35	51	45	48	47
Some other candidate	2	0	4	7	0	2	2	3
Undecided	2	0	0	3	5	2	1	2

180 Bloor Street W., #1400
 Toronto, ON M5S 2V6
 T 416.960.9600
 F 416.960.9602

NEWS RELEASE



FORUM RESEARCH INC.

MEDIA INQUIRIES:

Lorne Bozinoff, President
 lbozinoff@forumresearch.com
 416.960.9603

Ward 21 St. Paul's

Councillor Preference

'In the municipal election scheduled for October 27, who will you vote for as Toronto city councillor in Ward 21?'

[All Respondents]

Mayoral Preference

%	Total	Doug Ford	John Tory	Olivia Chow	Some other candidate	Don't know
Sample	472	65	220	141	9	37
Rosina Bonavota	3	4	5	1	7	0
Ted Bustamante	6	10	7	3	6	0
Cos Licursi	4	8	5	0	0	1
Joe Mihevc	59	33	61	82	10	26
Undecided	29	44	21	14	76	73

TORONTO

October 23rd, 2014

Mayoral Preference

'Who will you vote for in the mayoral election on October 27?'

[All Respondents]

Age / Gender

%	Total	18-34	35-44	45-54	55-64	65+	Male	Female
Sample	472	27	58	63	127	197	194	278
Doug Ford	18	25	11	19	16	12	23	13
John Tory	36	14	45	41	43	52	41	31
Olivia Chow	35	45	32	30	31	27	27	42
Some other candidate	1	0	0	4	3	2	2	1
Undecided	11	16	12	6	7	7	7	14

180 Bloor Street W., #1400
 Toronto, ON M5S 2V6
 T 416.960.9600
 F 416.960.9602

NEWS RELEASE



FORUM RESEARCH INC.

MEDIA INQUIRIES:

Lorne Bozinoff, President
 lbozinoff@forumresearch.com
 416.960.9603

Ward 22 St. Paul's

Councillor Preference

'In the municipal election scheduled for October 27, who will you vote for as Toronto city councillor in Ward 22?'

[All Respondents]

Mayoral Preference

%	Total	Doug Ford	John Tory	Olivia Chow	Some other candidate	Don't know
Sample	618	66	409	95	6	42
Sarfraz Khan	1	3	0	2	0	2
Josh Matlow	59	31	70	57	88	13
Bob Murphy	3	8	2	1	9	12
James O'Shaughnessy	4	4	1	16	0	0
Undecided	33	53	26	25	3	73

TORONTO

October 23rd, 2014

Mayoral Preference

'Who will you vote for in the mayoral election on October 27?'

[All Respondents]

Age / Gender

%	Total	18-34	35-44	45-54	55-64	65+	Male	Female
Sample	618	25	31	94	141	327	213	405
Doug Ford	9	10	5	10	12	11	9	10
John Tory	62	60	60	63	61	71	53	70
Olivia Chow	17	20	17	17	16	13	21	14
Some other candidate	1	0	4	0	3	1	3	0
Undecided	10	10	14	10	8	4	15	6

180 Bloor Street W., #1400
 Toronto, ON M5S 2V6
 T 416.960.9600
 F 416.960.9602

NEWS RELEASE



FORUM RESEARCH INC.

MEDIA INQUIRIES:

Lorne Bozinoff, President
 lbozinoff@forumresearch.com
 416.960.9603

**TORONTO
 October 23rd, 2014**

Ward 23 Willowdale

Councillor Preference

'In the municipal election scheduled for October 27, who will you vote for as Toronto city councillor in Ward 23?'

[All Respondents]

Mayoral Preference

%	Total	Doug Ford	John Tory	Olivia Chow	Some other candidate	Don't know
Sample	488	127	266	60	5	30
John Filion	40	18	67	35	36	4
Carmen Kedzior	4	8	0	7	0	2
David Mousavi	19	35	16	14	0	1
Kun-Won Park	7	6	4	12	0	11
Chris Penny	0	2	0	0	0	0
Scott Werle	1	2	0	1	0	0
Undecided	29	30	13	32	64	81

Mayoral Preference

'Who will you vote for in the mayoral election on October 27?'

[All Respondents]

Age / Gender

%	Total	18-34	35-44	45-54	55-64	65+	Male	Female
Sample	488	26	32	70	114	246	204	284
Doug Ford	27	28	15	43	26	23	29	25
John Tory	42	18	50	43	58	61	43	40
Olivia Chow	18	29	22	9	10	11	15	22
Some other candidate	2	3	3	1	1	0	3	1
Undecided	11	22	9	4	5	5	10	12

180 Bloor Street W., #1400
 Toronto, ON M5S 2V6
 T 416.960.9600
 F 416.960.9602

NEWS RELEASE



FORUM RESEARCH INC.

MEDIA INQUIRIES:

Lorne Bozinoff, President
 lbozinoff@forumresearch.com
 416.960.9603

**TORONTO
 October 23rd, 2014**

Ward 24 Willowdale

Councillor Preference

'In the municipal election scheduled for October 27, who will you vote for as Toronto city councillor in Ward 21?'

[All Respondents]

Mayoral Preference

%	Total	Doug Ford	John Tory	Olivia Chow	Some other candidate	Don't know
Sample	432	110	224	71	3	24
David Shiner	30	26	39	35	0	8
Dan Fox	19	17	25	20	18	7
Daniela Acerra	2	0	1	6	0	1
Randy Ai	6	4	6	11	0	0
Michael Galea	2	0	5	1	0	1
Undecided	41	53	26	26	82	83

Mayoral Preference

'Who will you vote for in the mayoral election on October 27?'

[All Respondents]

Age / Gender

%	Total	18-34	35-44	45-54	55-64	65+	Male	Female
Sample	432	23	27	57	87	238	166	266
Doug Ford	32	33	35	39	28	21	34	30
John Tory	37	19	43	31	46	63	36	38
Olivia Chow	19	27	11	19	22	12	14	23
Some other candidate	2	4	0	4	0	0	3	1
Undecided	10	18	11	7	4	4	13	8

180 Bloor Street W., #1400
 Toronto, ON M5S 2V6
 T 416.960.9600
 F 416.960.9602

NEWS RELEASE



FORUM RESEARCH INC.

MEDIA INQUIRIES:

Lorne Bozinoff, President
 lbozinoff@forumresearch.com
 416.960.9603

Ward 26 Don Valley West

Councillor Preference

'In the municipal election scheduled for October 27, who will you vote for as Toronto city councillor in Ward 26?'

[All Respondents]

Mayoral Preference

%	Total	Doug Ford	John Tory	Olivia Chow	Some other candidate	Don't know
Sample	157	31	85	27	3	11
John Parker	14	3	20	18	0	13
Jon Burnside	32	26	56	9	16	12
David Sparrow	14	23	11	8	84	0
Ishrath Velshi	12	6	8	33	0	0
Dimitre Popov	1	5	0	0	0	0
Vania Wasim	1	0	0	4	0	0
Indecided	26	36	5	28	0	75

TORONTO

October 23rd, 2014

Mayoral Preference

'Who will you vote for in the mayoral election on October 27?'

[All Respondents]

Age / Gender

%	Total	18-34	35-44	45-54	55-64	65+	Male	Female
Sample	157	15	12	23	30	77	63	94
Doug Ford	24	27	26	24	13	23	24	24
John Tory	40	27	25	41	74	55	35	44
Olivia Chow	22	21	33	30	3	16	27	18
Some other candidate	3	0	9	0	3	2	2	4
Undecided	12	25	8	5	7	4	13	11

180 Bloor Street W., #1400
 Toronto, ON M5S 2V6
 T 416.960.9600
 F 416.960.9602

NEWS RELEASE



FORUM RESEARCH INC.

MEDIA INQUIRIES:

Lorne Bozinoff, President
 lbozinoff@forumresearch.com
 416.960.9603

Ward 30 Toronto-Danforth

Councillor Preference

'In the municipal election scheduled for October 27, who will you vote for as Toronto city councillor in Ward 30?'

[All Respondents]

Mayoral Preference

%	Total	Doug Ford	John Tory	Olivia Chow	Some other candidate	Don't know
Sample	324	55	126	123	6	14
Mark Borden	0	0	0	0	0	0
Jane Farrow	15	9	10	21	33	8
Paula Fletcher	39	18	30	63	0	16
Francis Russell	0	1	0	0	0	3
Daniel Traves	2	5	0	3	0	0
Liz West	24	21	53	3	7	0
Undecided	20	46	6	11	60	73

TORONTO

October 23rd, 2014

Mayoral Preference

'Who will you vote for in the mayoral election on October 27?'

[All Respondents]

Age / Gender

%	Total	18-34	35-44	45-54	55-64	65+	Male	Female
Sample	324	18	45	58	98	105	141	183
Doug Ford	15	13	23	4	18	21	14	17
John Tory	36	30	27	49	47	34	43	29
Olivia Chow	39	38	44	42	30	40	29	48
Some other candidate	5	12	2	1	1	1	6	4
Undecided	5	7	5	4	4	4	8	2

180 Bloor Street W., #1400
 Toronto, ON M5S 2V6
 T 416.960.9600
 F 416.960.9602

NEWS RELEASE



FORUM RESEARCH INC.

MEDIA INQUIRIES:

Lorne Bozinoff, President
 lbozinoff@forumresearch.com
 416.960.9603

**TORONTO
 October 23rd, 2014**

Ward 39 Scarborough-Agincourt

Councillor Preference

'In the municipal election scheduled for October 27, who will you vote for as Toronto city councillor in Ward 39?'

[All Respondents]

Mayoral Preference

%	Total	Doug Ford	John Tory	Olivia Chow	Some other candidate	Don't know
Sample	105	34	49	12	3	7
Christopher Blueman	7	0	20	0	0	0
Jude Coutinho	4	0	4	0	62	0
Cozette Giannini	8	11	3	13	0	6
Clayton Jones	6	2	0	34	0	0
Jim Karygiannis	36	46	35	44	0	22
Derek Li	1	4	0	0	0	0
Franco Ng	16	9	30	9	38	0
Janet Rivers	0	1	0	0	0	0
Patricia Sinclair	7	19	4	0	0	0
Undecided	16	8	3	0	0	72

Mayoral Preference

'Who will you vote for in the mayoral election on October 27?'

[All Respondents]

Age / Gender

%	Total	18-34	35-44	45-54	55-64	65+	Male	Female
Sample	105	6	6	16	26	51	45	60
Doug Ford	29	26	37	18	32	34	35	24
John Tory	32	16	13	58	37	56	33	32
Olivia Chow	16	16	24	11	22	5	28	6
Some other candidate	5	0	13	7	3	0	3	6
Undecided	18	41	13	6	5	4	1	33

180 Bloor Street W., #1400
 Toronto, ON M5S 2V6
 T 416.960.9600
 F 416.960.9602

NEWS RELEASE



FORUM RESEARCH INC.

For more information:

Lorne Bozinoff, Ph.D.

President

Forum Research Inc.

Tel: (416) 960-9603

Fax: (416) 960-9602

E-mail: lbozinoff@forumresearch.com

MEDIA INQUIRIES:

Lorne Bozinoff, President

lbozinoff@forumresearch.com

416.960.9603

TORONTO

October 23rd, 2014

180 Bloor Street W., #1400

Toronto, ON M5S 2V6

T 416.960.9600

F 416.960.9602